

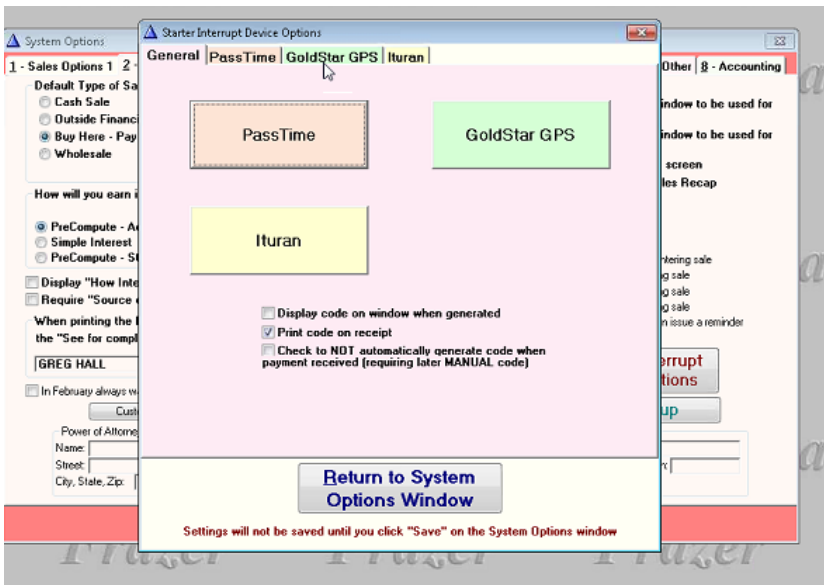
FRAZER DMS INTEGRATION WITH ITURAN DEVICE DOCUMENTATION

The follow are the screens and options within the Frazer system where you can configure the interface for Ituran units and the automation of the collection tool alarms.

First step is to configure your Frazer system to use Ituran and when to send the collection tool alarms.

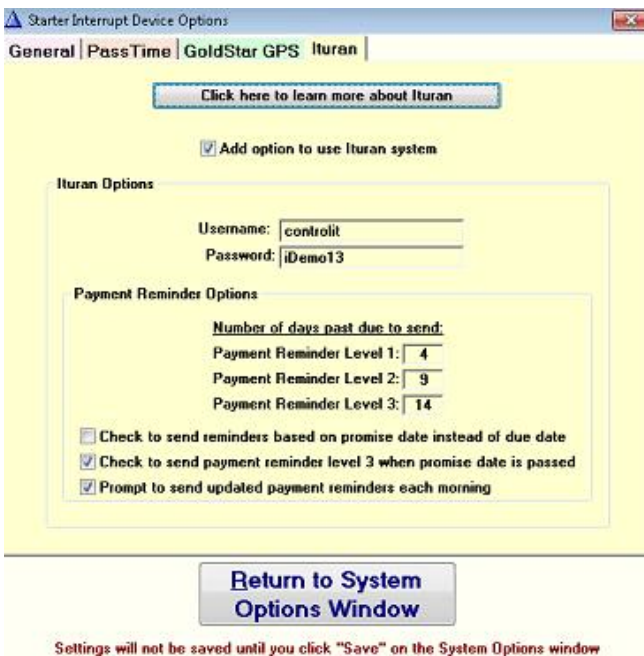
CONFIGURE FRAZER TO INTERFACE WITH ITURAN

In System options, go to Starter Interrupt Device Options, click the Ituran Tab to configure



It opens the screen below where you

- check the option to “Add option to use Ituran system”
- Enter Ituran integration username and password
- Enter the number of days past due to trigger each collection tool alarm



At the bottom are checkbox options

- Check to send reminders based on promise date instead of due date
- Check to send payment reminder level 3 when promise date is passed
- Prompt to send updated payment reminders each morning (this will prompt you to send commands to all past due account from a pop up window when you first enter the Frazer system in the morning)

LINK CUSTOMER SALE TO AN ITURAN DEVICE

Once the system is configured, Ituran units need to be connected to a sales of a client in order to connect the two.

Select the Sales option, customer and on the bottom, select Ituran

Vehicle: **Not yet selected** Customer Name: **No Customer Chosen**

Customer Information
 Individual Business

First Name: _____
Last Name: _____
Suffix (Jr, Sr, III, IV...): _____
Street: _____
Zip Code: _____
City: _____
State: **DE**
County: _____
Home Phone: _____
Work Phone: _____
Cell Phone: _____
Other Phone: _____
Email address: _____
Birthday: _____ Male Female
Lic Exp #: _____ State: _____
License: _____ State: _____
License Expiration Date: _____
Spouse's name: _____
Rating: **A**
 Does Customer "Opt Out" of nonpublic disclosure?

Temporary Tag #: _____

Actual Mileage at Sale: **0**
Mileage to print on forms: _____

Salesman

No Salesmen Selected

How did customer hear about us?
Source code: _____

Comments

Check if Customer is Home Owner
Use for Home or Business? Home Business Location Code: _____

Credit Score: _____
Starter Interrupt Device
 None GoldStar GPS Passtime Ituran OnTime

Ituran Device IP: _____

Next, enter the Ituran Device IP in the box, or click the ... button to select it from a list

Device IP	Device Label	Device Status
50.110.1.214	Durango NT	Active
50.158.1.68	Core unit 1	Active
50.158.1.70	Core unit 2	Active
50.40.1.201	3G - Toyota	Active

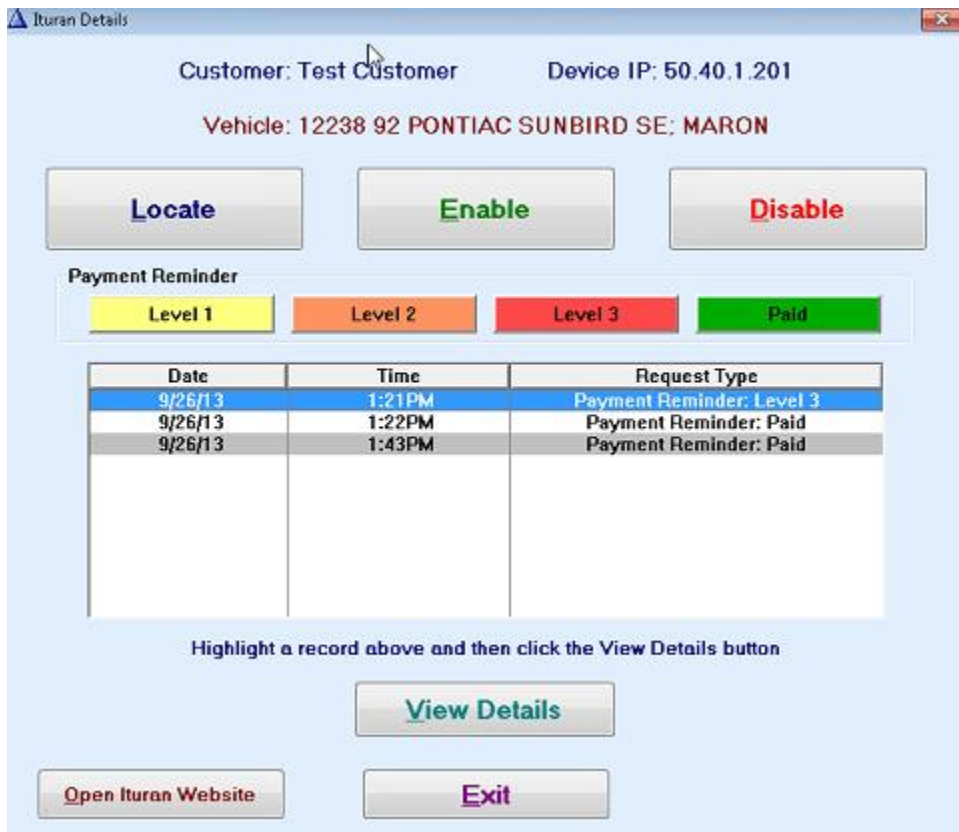
SEND COMMANDS AND LOCATE UNIT INSIDE FRAZER SYSTEM

If you want to manually send commands (enable/disable, collection tool alarms 1,2,3) or locate the device follow these steps:

To send commands and locate, Go to payments and select client

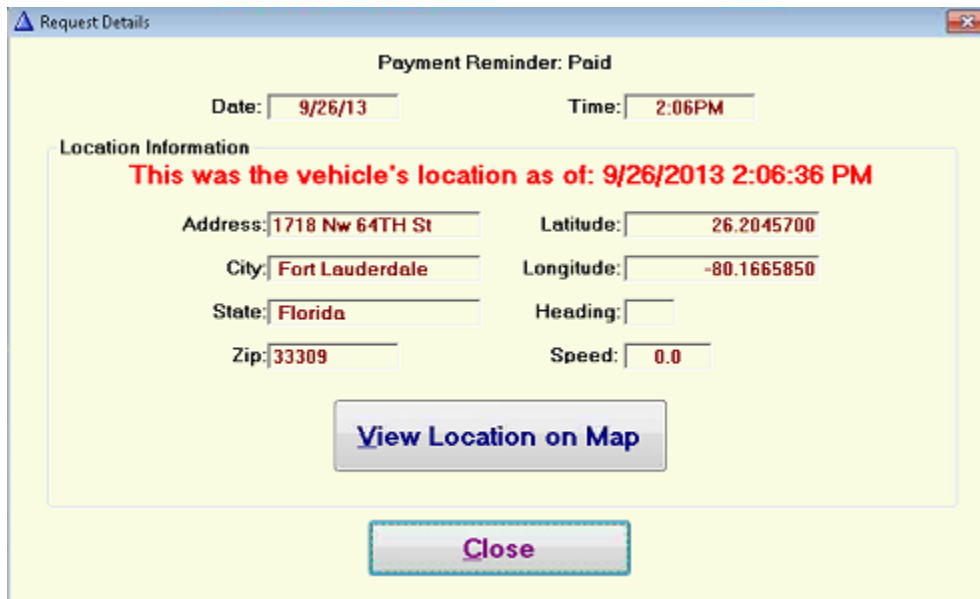


Click Ituran button



Click Locate, Enable or Disable, Or click a payment reminder (The list shows a history)

If you wish to see details of any record, highlight the record and click view details



To see that location on a map, click View Location on Map button

Click "Open Ituran website" to open the Ituran website (it will log in for you)

HAVE FRAZER SYSTEM SEND COLLECTION TOOL REMINDERS ON ACCOUNTS

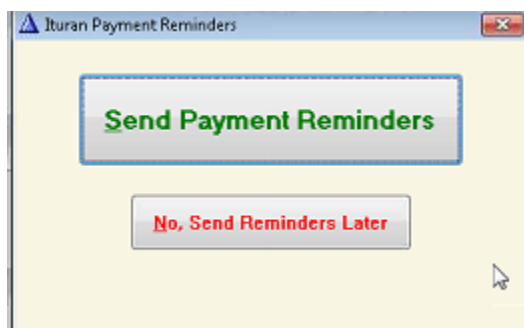
If you selected the option "Prompt to send updated payment reminders each morning" the system will prompt you to "send payment reminders" when you first open the software OR No, send reminders later.

If you opted to Send Later, follow these instructions to send the payment reminders when you're ready.

Click on Customers, select "Send Ituran Payment Reminders"



Click on the Send Payment Reminders button.



The system will check all accounts for days past due and trigger the appropriate reminders based on your rules.



HAVING FRAZER SYSTEM TURN OFF COLLECTION TOOL ALARMS

Once a payment is made, the paid commands are sent immediately turning off the collection tool alarms

So once you Enter a Payment on an account with an Ituran device, you will see the following screen showing the Frazer system sending the Paid command to Ituran which will turn off the collection tool alarms.

